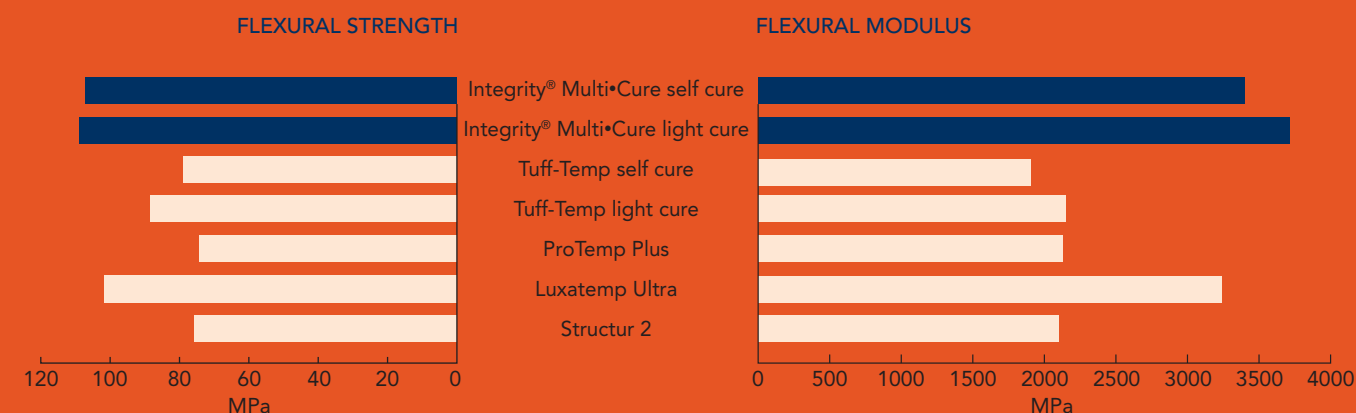


# For Strength. For Speed.

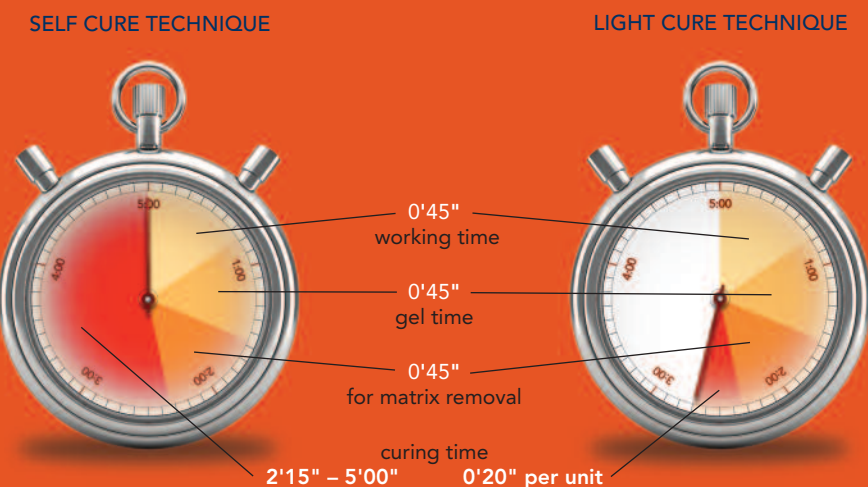
## Use for a stronger provisional.

With Integrity® Multi•Cure material you get improved flexural strength.



## Use Integrity® Multi•Cure for a faster temporization procedure.

Create provisional restorations with up to 30% less procedure time, using the light cure option.



Self cures in 5'00"

Light cures as fast as 1'50"



**666650 Introductory Kit**  
 1 Cartridge Integrity® Multi•Cure Material – Shade A2 (76g)  
 15 Mixing Tips for Integrity® Multi•Cure Material  
 2 Syringes Integrity® TempGrip® Cement (9g)  
 20 Mixing Tips for Integrity® TempGrip® Cement  
 1 10:1 Cartridge Dispenser

**Cartridge Refills**  
 1 Cartridge (76g), 15 Mixing Tips  
 666600 **Shade A1**    666640 **Shade BW**  
 666610 **Shade A2**    666670 **Shade A3**  
 666620 **Shade A3.5**    666680 **Shade C2**  
 666630 **Shade B1**

IMPRESSION MATERIALS	TEMPORARY CROWN AND BRIDGE MATERIAL	TEMPORARY CROWN AND BRIDGE CEMENT
<b>Regisil® Rigid Super Fast Set Vinyl Polysiloxane Bite Registration Material</b> 619420 <b>Introductory Kit</b> (Purple) 4 Cartridges (50mL each) 12 Micro-Mixing Tips 1 Cartridge Dispenser  619425 <b>4-Pack Refill</b> (Purple) 4 Cartridges (50mL each) 12 Micro-Mixing Tips	<b>Integrity® Temporary Crown &amp; Bridge Material</b> 666200 <b>Complete Package</b> 1 Cartridge – Shade A2 (76g) 20 Mixing Tips – Small 1 10:1 Cartridge Dispenser  <b>Cartridge Refill Package</b> 1 Cartridge (76g) 20 Mixing Tips – Small 666210 <b>Shade A1</b> 666245 <b>Shade BW</b> 666220 <b>Shade A2</b> 666360 <b>Shade A3</b> 666230 <b>Shade A3.5</b> 666370 <b>Shade C2</b> 666240 <b>Shade B1</b>  <b>mini-Syringe Refill Package</b> 1 mini-Syringe (15g) 10 mini-Syringe Mixing Tips 666350 <b>Shade A1</b> 666320 <b>Shade A2</b> 666330 <b>Shade A3.5</b> 666340 <b>Shade B1</b> 666345 <b>Shade Bleach White</b>	<b>Integrity® TempGrip® Temporary Crown &amp; Bridge Cement</b> 666450 <b>Syringe Refill Package</b> 2 Syringes (9g each) 20 Mixing Tips  666460 <b>Mixing Tips Refill Package</b> (50)
<b>Algin•X™ Ultra Alginate Alternative</b> 61E800 <b>4-Pack Refill Cartridge – Fast Set</b> 4 Cartridges (50mL each) 6 Mixing Tips  61E801 <b>Bulk Refill Cartridge – Fast Set</b> 24 Cartridges (50mL each)  61E810 <b>DECA™ Standard Pack – Fast Set</b> 2 Cartridges (380mL each) 20 Dynamic Mixing Tips 1 Bayonet Locking Ring	<b>Temporary Bridge Resin</b> 666001 <b>Powder – 62 Light</b> (42g) 666002 <b>Powder – 65 Medium</b> (42g) 666005 <b>Liquid</b> (120mL)	<b>CURING LIGHT</b>  644050 <b>SmartLite® Max L.E.D. Curing Light</b> 1 Handpiece Assembly 1 Curing Probe 1 Charging Base Assembly 1 Wall Plug-in Power Supply, 120v 1 Eye Protection Assembly 50 Disposable Barrier Sleeves

## Illustrated Technique Guide

- STEP 1** Take matrix impression using Regisil® Rigid or Algin•X™ Ultra impression material.
- STEP 2** Dispense Integrity® Multi•Cure material directly into the matrix. Place matrix into the patient's mouth within 45 seconds.
- STEP 3** Remove the provisional crown or bridge from the mouth after approximately 90 seconds.
- STEP 4** For a faster provisional procedure, light cure each unit 20 seconds.
- STEP 5** After light curing or five minutes from start of mix, adjust and trim the provisional with a slow speed acrylic bur and/or a high speed diamond bur. Finish and polish.
- STEP 6** Apply a thin, uniform layer of Integrity® TempGrip® cement to the entire internal surface of the Integrity® Multi•Cure provisional.



38 West Clarke Avenue  
 Milford, DE 19963  
 1-800-LD-CAULK (532-2855)  
 www.dentsply.com  
 In Canada, call 1-800-263-1437

Tuff-Temp, ProTemp Plus, Luxatemp Ultra, Structur 2, TempBond, Zone, TempBond NE, TempoCem NE, TempoCem and TempBond Clear are not registered trademarks of DENTSPLY International.  
 All data on file. ©2015 DENTSPLY International. All rights reserved. 566960 (R 9/8/15)



STRENGTH AT THE SPEED OF LIGHT.



# Integrity® Multi•Cure.

With Integrity® Multi•Cure Material, you can efficiently create provisional restorations that are predictable and durable, due to the material's innovative dual cure capabilities.



Polishes to a natural luster for superb results

Easily repairs with light cure composite materials

Great consistency for easy handling and cleanup

Visit [www.IntegrityMultiCure.com](http://www.IntegrityMultiCure.com)

# The DENTSPLY Temporization Solution.

From start to finish, DENTSPLY Caulk offers the optimal range of products to deliver MORE SUCCESSFUL outcomes.



1. Start with your preferred impression material



2. Create the provisional from one of these great materials



3. Finish provisional placement with temporary cement

## Regisil® Rigid

Vinyl Polysiloxane Bite Registration Material



(features 1'00" mouth removal time)  
Fast setting to help get your patients in and out as quickly as possible.

## ALGIN•X ULTRA

Alginate Alternative



(features 2'30" mouth removal time)  
Flexible material that makes it easier to remove and reseat your temporary crown.

## Integrity® MULTI•CURE

Temporary Crown and Bridge Material



- Unique dual cure formula (10:1 bis-acrylic material) offers improved flexural strength.
- Polishes to a natural luster for superb results
  - Great consistency for easy handling and cleanup
  - Easily repairs with light cure restorative materials
  - Bonds to itself for easy repairs
  - Contains added fluorescence for excellent esthetics
  - Minimal shrinkage
  - Available in 7 shades: A1, A2, A3, A3.5, B1, BW, C2

### PHYSICAL PROPERTIES

	Base/Catalyst Ratio	Total Work/Set Time	Flexural Strength (MPa)	Flexural Modulus (MPa)	Compressive Strength (MPa)	Tensile Strength (MPa)
Integrity® Multi•Cure SC 10:1	5'	5'	107	3400	386	32
Integrity® Multi•Cure LC 10:1	~2'	~2'	109	3715	394	39
Tuff-Temp™ SC	1:1	5'	79	1837	199	31.3
Tuff-Temp™ LC	1:1	~2'30"	89	2156	222	32.5
Protamp™ Plus	10:1	5'	74	2131	306	31
Luxatemp® Ultra	10:1	5'	100	3253	316	37
Structur 2	1:1	4'	76	2098	220	25

LC = Light Cure SC = Self Cure

## Integrity®


Temporary Crown and Bridge Material



The original, award-winning Integrity® material, for temporaries with great esthetics.

- Polishes to a natural luster
- Minimal shrinkage
- Easy handling and cleanup
- Available in 7 shades: A1, A2, A3, A3.5, B1, BW, C2
- Available in two delivery systems: 76g Cartridge and 15g mini-Syringe (shades A1, A2, A3.5, B1, BW only)

### Integrity® Multi•Cure shades



## Integrity® TempGrip®

Temporary Crown & Bridge Cement  
Zinc Oxide Non-Eugenol



With a creamy feel and no-drip flow, you'll easily place your best provisionals. Cleanup is quick – material comes off smoothly without crumbling.

- Smooth Removal. Stays in the crown, not on the tooth, when you remove your provisional.
- Reliable Mixing. Automix syringes with balanced base/catalyst viscosity ensure the right mix.
- Reliable Strength. Low film thickness for superior luting, along with high compressive and flexural strength, provides security for you and your patient.

• TIP – LEAVE PREP MOIST

### PHYSICAL PROPERTIES

	Flow (mm)	Work Time	Set Time	Film Thickness (microns)	Compressive Strength (MPa)	Flexural Strength (MPa)
Integrity® TempGrip®	27	1-1'30"	2-3'00"	11	22	9
TempBond®	33	>1'30"	<7'00"	13	10	1
Zone (automix)	23	2'00"	2'30"	29	7	4
Zone (handmix)	22	2'00"	2'30"	37	6	2
TempBond® NE™	32	>1'30"	<7'00"	8	6	3
TempoCem® NE	25	~1'00"	4-5'00"	24	5	4
TempoCem®	34	~1'00"	4'00"	9	12	2
TempBond® Clear™	36	>1'30"	<5'30"	17	147	2